

MULTI-CHANNEL GAS MONITORING SYSTEM

RM-5000 series

MODEL

GP-5001 NC-5001 NC-5001W	Combustible gases
NP-5001	Combustible gases Inert gases
SP-5001	Combustible gases
GH-5001	Toxic gases
EC-5002 (i)	Toxic gases
OX-5001	Oxygen
OX-5002 (i)	Oxygen
RM-5002 (i)	4-20mA input for Combustible gases Toxic gases
RM-5003	Oxygen etc.



▶ APPLICATION


- LPG, LNG utilities
- Refineries
- Chemical plants
- Semi-conductor manufacturing plants
- Engineering, public works
- Power station
- Iron and steel works
- Automotive Plating Processes

▶ FEATURES

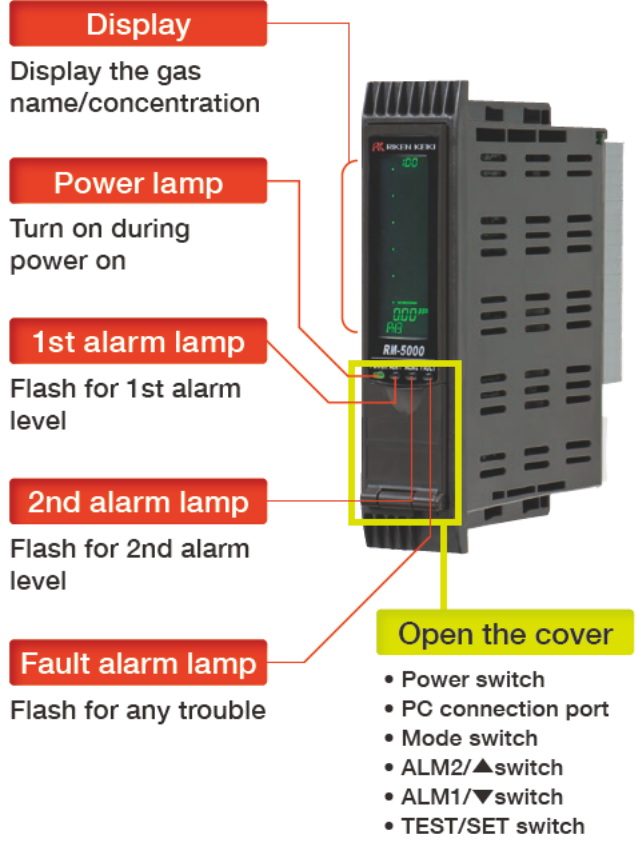
- Compatible with RM-570A/580 series
- Bar meter and digital multi-indication
- High level of visibility
- Low power consumption
- Support RS-485 communication function
- RoHS Compliant
- Global standard

COMPONENT DESIGNATIONS

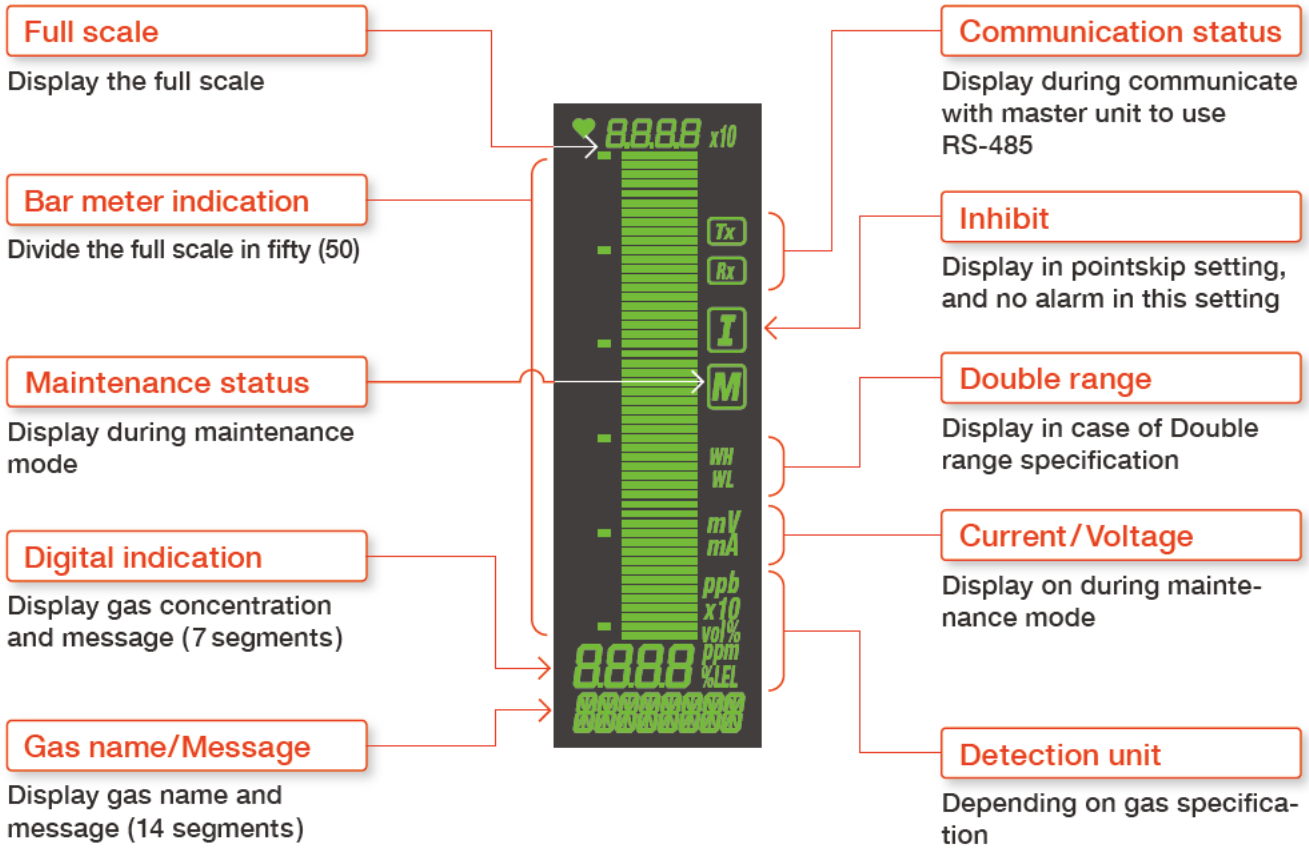
BUZZER UNIT



INDICATOR/ALARM UNIT



INDICATION



3-COLOR LCD INDICATION

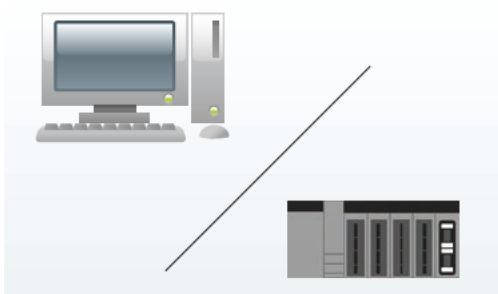
Display indicates gas concentration by two ways, Bar meter and Digital meter. Also LCD will change the color depending on the concentration, so you can confirm detection condition from a distance.



Extend monitoring system

Maximum 32 points can be connected to use RS-485

Master unit PC, PLC, DCS, etc..



RS-485



Compatible with RM-570A/RM-580 series


It can be used with existing Multi/Single case of RM-570A/RM-580 series by use of connection case 5000-CC without new installation works. Also it is compatible with replacement to use existing facilities for expansion.

Indicator/Alarm unit
RM-5000 series

Connection case
5000-CC



RM-570A/RM-580 series
Multi-case



RM-570A/RM-580 series
Single-case



SPECIFICATIONS

Indicator/Alarm unit

RM-5000 series	GP-5001 NC-5001 NC-5001W	NP-5001	SP-5001	GH-5001	EC-5002 EC-5002i	OX-5001	OX-5002 OX-5002i	RM-5002 RM-5002i	RM-5003
Detection gas	Combustible	Combustible Inert gases	Combustible/Toxic		Toxic	Oxygen		Combustible Toxic Oxygen	
Indication	Character LCD (Digital and bar meter <Green, Orange, Red: 3-colors>)								
Type of acceptable detector head	Catalytic combustion/ New ceramic type	Thermal conductivity type	Hot-wire semiconductor type	Semiconductor type	Electrochemical type	Galvanic cell type		4-20mA outputs	
								2-wire type	3-wire type
Acceptable input signal	Direct sensor signal				4-20mA output	Direct sensor signal	4-20mA output		
Applicable cable	CWV-4C	CVVS-4C	CWV-4C	CVVS-3C	CVWS-2C			CVWS-3C	
Max distance	Max 2.0km				Max 600m	Max 2.0km	Depending on the detector		
Output signal	Output of electric power transmission (non-isolated) 4-20mADC, max loop load 300Ω								
Alarm indication	Flashing or lighting lamp: Red(ALM1), Red (ALM2), Self-Latching or Auto reset, Lock-in								
Fault alarm	Orange lamp flashing (FAULT), Non-latching/Content indication								
Alarm relays	Normally energized or de-energized, Normally-open or closed contact Rated 0.5A at 100VAC, 1.5A at 30VDC (resistive)								
Operation condition	-10~+40°C(14 °F to 104 °F), 10~90%RH (non-condensing)								
Power supply	24VDC ±10%								
Power consumption	MAX 7W				MAX 3W	MAX 2W	MAX 3W	MAX 2W	
Dimensions & Weight	Approx. 29.6 (W) x 120 (H) x 92 (D) mm (1.16 (W) x 4.72 (H) x 3.62 (D) inch), 100g (3.52 oz)								
Structure	Card type with front display used enclosed in a case (a single-unit or multi-unit case)								

Specification subject to change without notice.

Buzzer unit

Model	TAN-5000	TAN-5000L
Common gas alarm function	Self-latching	Lock-in
Common gas alarm	Buzzer sound (Released after reset)	
Common fault alarm	Auto reset	
Alarm relays	Normally energized or de-energized, Normally-open or closed contact	
Operation condition	-10~+40°C(14 °F to 104 °F), 10~90%RH (non-condensing)	
Power supply	MAX 2W	
Dimensions & Weight	Approx. 29.6 (W) x 120 (H) x 92 (D) mm (1.16 (W) x 4.72 (H) x 3.62 (D) inch), 80g (2.82 oz)	
Structure	Card type with front display used enclosed in a case (a single-unit or multi-unit case)	

Specification subject to change without notice.

RIKEN KEIKI Co., Ltd.

2-7-6 Azusawa, Itabashi-ku, Tokyo 174-8744, Japan

Phone : +81-3-3966-1113

Telefax : +81-3-3558-9110

E-mail : intdept@rikenkeiki.co.jp

Web site : <http://www.rikenkeiki.co.jp/english>

★ Distributed by: